

# CloudCME Mobile App Info



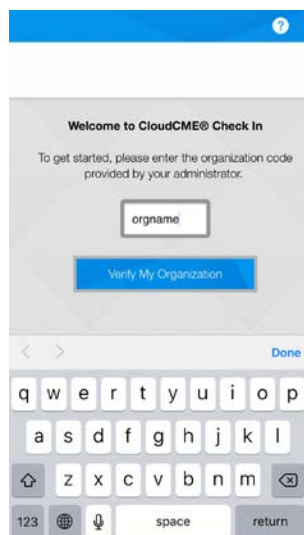
## Download the CloudCME mobile app to enhance your conference experience

- Search for “CloudCME” in the Apple or Google stores to download, or access the below links:
  - Apple iOS: <https://itunes.apple.com/us/app/cloudcme/id624053130?mt=8>
  - Google Android: <https://play.google.com/store/apps/details?id=com.multiweb.checkin>

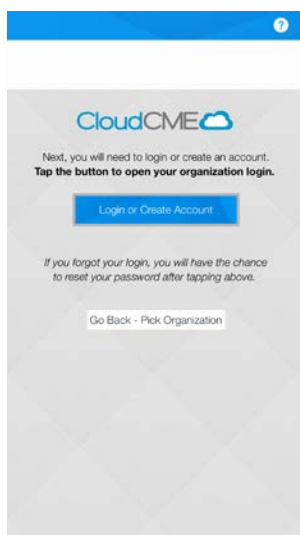
## Using the CloudCME app

- **Step 1:** Access the app on your phone and enter the organization code: VCU
- **Step 2:** Click the “Login or Create Account” button to open the login panel and enter your CloudCME username and password OR create an account if needed
  - **VCU Health Faculty & Staff: Use your current VCU Health email and password to login**
- **Step 3:** View the Main Menu - After you login, the main menu will display the options that your organization has available. Tap any option to view the content and tap the Home icon to get back to the main menu.

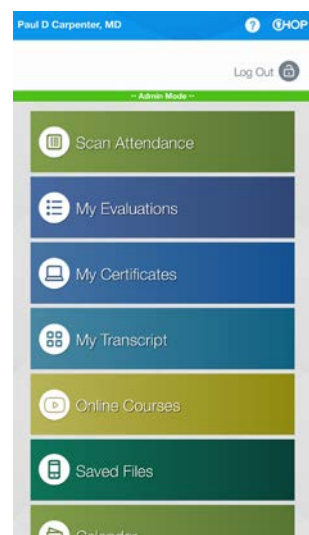
### Step 1



### Step 2



### Step 3



*Note that once you have logged in successfully, you do not need to logout unless you specifically need to login on the same device with a different account. The app will save your login information when you quit and restart the app.*